

## Forbes Marshall Cast Strainer

### Description

Forbes Marshall Cast Strainers, FMSTR34, FMSTR54 / FMSTR54#600 are available in cast iron / cast steel with SS screen having 0.8mm dia perforation as standard up to DN 125 .

### Sizes and End Connections

CI : DN 40, 50, 65, 80, 100, 125, 150 and 200

CS : DN 40, 50, 65, 80, 100, 125, 150, 200, 250 and 300

### Note :

1. Also available with IBR certificate on request

### Limiting Conditions

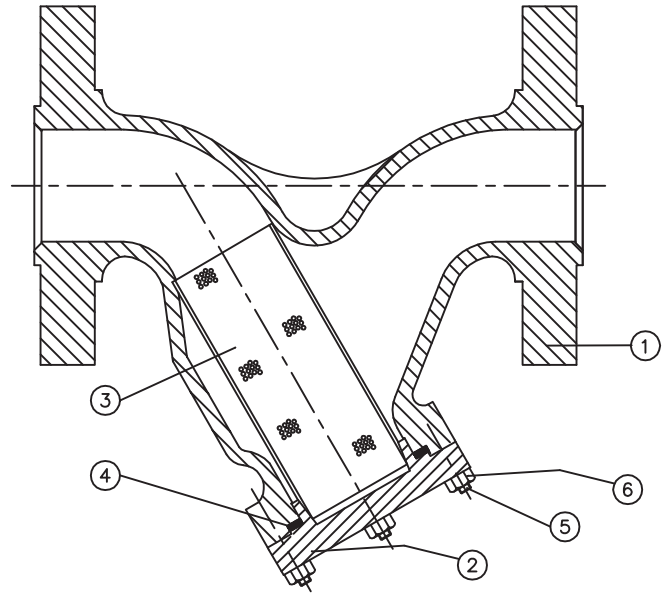
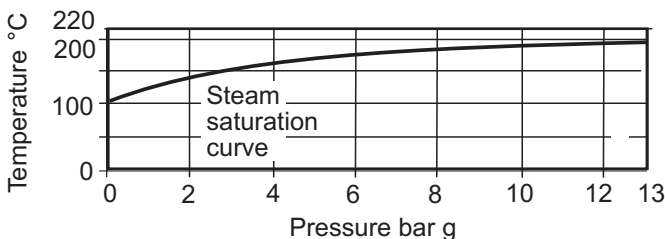
#### For CI Strainer - FMSTR34

PMO	Maximum operating pressure for saturated steam service	EN 1092 PN16	13 bar g
		BS10 Table F	13 bar g
		ANSI 125	10 bar g
		ANSI 150	10 bar g
TMO	Maximum operating temperature	220°C	
	Minimum operating temperature	0°C	
Designed for a maximum cold hydraulic test pressure of 26 bar g			

#### For CS Strainer - FMSTR54

Flange Type	Max Working Pressure Kg/cm <sup>2</sup> g	Temperature Deg C
BS 10 Table F	10.5	425
BS 10 Table H	17.6	425
BS 10 Table J	24.6	425
BS 10 Table K	31.6	425
BS 10 Table R	42	425
Class 150	13	220
Class 300	28	425
Class 600	58	425
PN 10	7	425
PN 16	11.5	425
PN 25	20	425
PN 40	30	425

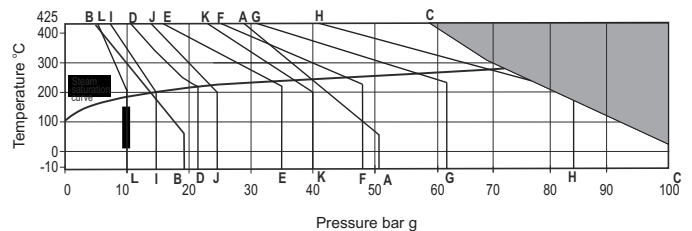
#### Operating Range : For CI Strainer - FMSTR34



### Material

Sr no	Part	Material	Standard
1	Body	Cast Iron	IS 210 FG 260
		Cast Steel	ASTM A 216 Gr WCB
2	Cap	Cast Iron	IS 210 FG 260
		Cast Steel	SA-516 Gr.70
3	Screen	Stainless Steel	ASTM A 240 Gr. 304
4	Gasket	SS exfoliated graphite	-
5	Stud	Carbon Steel	ASTM A 193 Gr. B7
6	Nut	Carbon Steel	ASTM A 194 Gr. 2H

#### Operating Range : For CS Strainer - FMSTR54



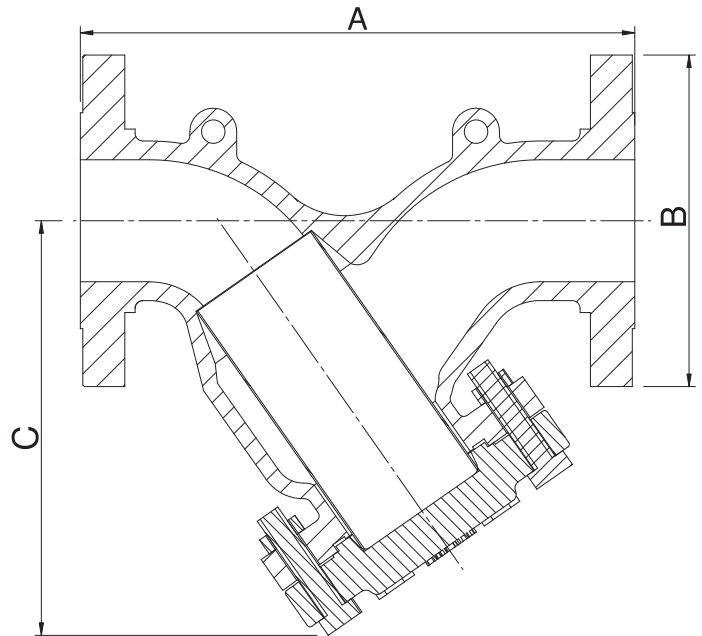
This product must not be used in this region.

- A-A** Flanged ANSI 300
- B-B** Flanged ANSI 150
- C-C** Flanged ANSI 600
- D-D** BS10 Table F
- E-E** BS10 Table H
- F-F** BS10 Table J
- G-G** BS10 Table K
- H-H** BS10 Table R
- I-I** PN16
- J-J** PN25
- K-K** PN40
- L-L** PN10

## CI Strainer - FMSTR34

Dimensions and Weight (approx) in mm and kg

DIM SIZE ↓	A	B					Weight Kg
		BS TABLE	ANSI	DIN			
		F	150	PN10	PN16	C	
DN							
40	230	140	127	150	150	159	8
50	242	165	152	165	165	179	10
65	292	185	178	185	185	229	12
80	298	203	190	200	200	225	18
100	348	229	229	220	220	267	30
125	400	279.5	254	250	250	316	40
150	484	305	279	285	285	367	90
200	604	368	343	340	340	470	118



## C.S Strainer - FMSTR54

Dimensions and Weight (approx) in mm and kg

DIM SIZE	A	B					C	Weight (Kg)							
		BS TABLE							ANSI			DIN			
		F	H	J	K	R			150	300	600	PN10	PN16	PN25	PN40
DN															
40	235	....	140	....	152	152	127	155	155	150	150	150	150	187	9
50	254	....	165	....	165	....	152	165	165	165	165	165	165	203	15
65	292	184	184	184	184	184	177.8	190.5	190.5	185	185	185	185	229	19
80	330	203	203	203	203	203	190	210	210	200	200	200	200	245	23
100	381	....	....	....	241	....	229	254	273	220	220	235	235	299	33
125	400	279	279	279	279	279	254	279	330	250	250	270	270	316	70
150	540	....	304.8	304.8	304.8	304.8	279.4	317.4	355.6	285	285	300	300	370	96
200	668	....	368.3	368.3	368.3	368.3	343	381	419.1	340	340	360	375	470	160
250	813	....	....	....	431.8	....	406.4	444.5	508	395	405	425	450	650	200
300	894	....	489	489	489	508	482.6	520.7	558	445	485	485	515	800	350

### Screen Details

SS screen having 0.8mm dia perforation as standard up to DN 125 sizes. Size DN 150 and above are available with 20 mesh lined perforated screens as standard. 40, 60, 100 mesh screens are available on special request.

### How to Order

Example- 1 No. DN 40 Forbes Marshall Cast Strainer, FMSTR34 strainer flanged to table F, IBR

### Optional

DN 15 BSPT plug on strainer cap is available on request.

### Installation

The arrow on the casting indicates flow direction.

### Servicing

With suitable isolation repairs can be carried out online. Dismantle bolted joint and remove strainer cap to remove muck and clean the screen thoroughly. Fit the screen carefully and fit cap with new gasket. Tighten nuts uniformly. Open up the isolation valve to check for gasket leakage if any and tighten if required.

### Recommended Tightening Torque

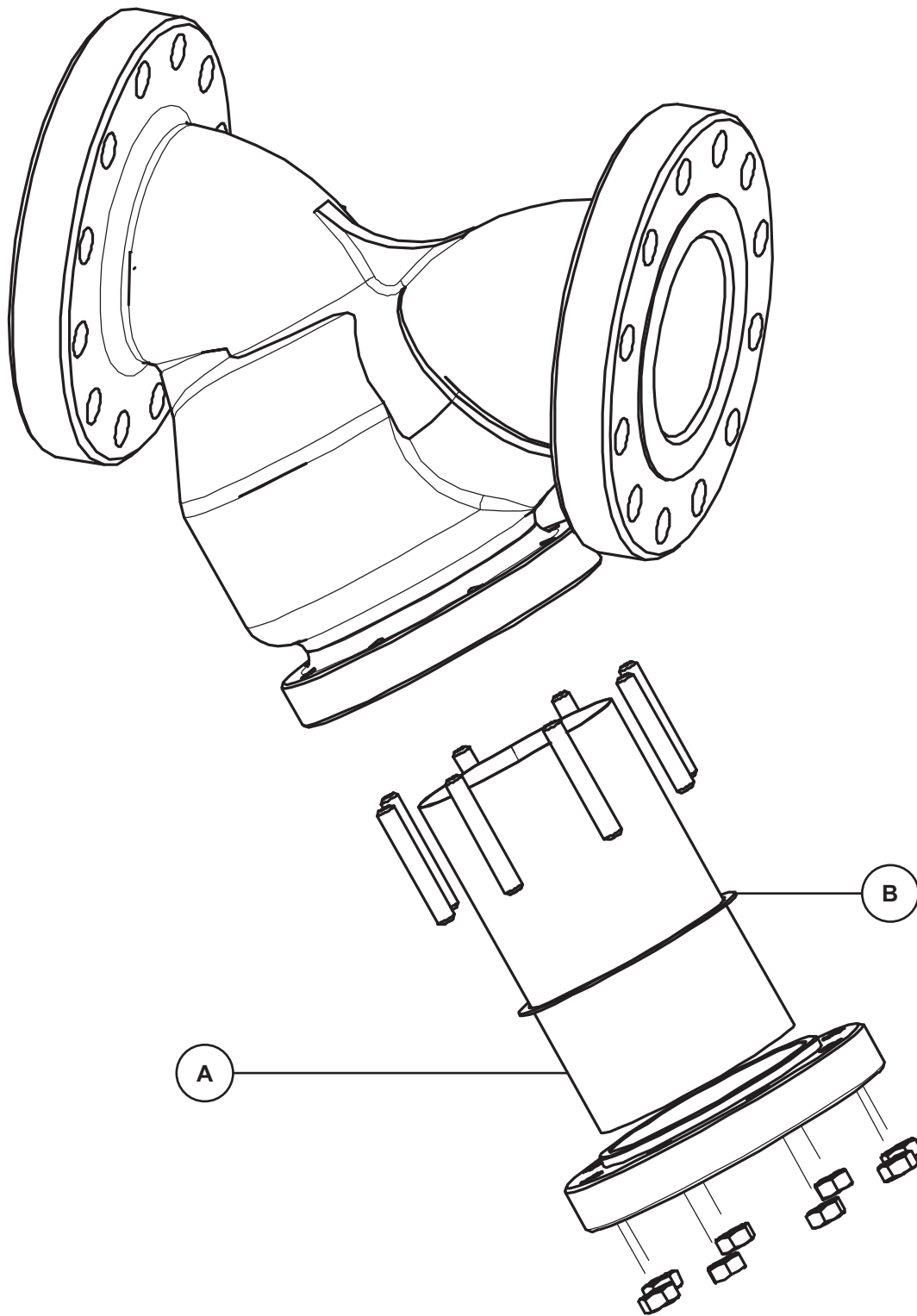
Size	FMSTR34 (A/F)	FMSTR54 (A/F)	Torque(Nm)
40	19	10	170-185
50	19	10	190-210
65	19	19	25-35
80	19	13	25-35
100	24	19	55-65
125	19	19	55-65
150	19	19	80-100
200	30	30	80-100

**Available spares (refer fig. below)**

Screen	A
Gasket	B

**How to Order Spares**

Always order spares by using the description given in the column headed "Available Spares" in user manual





**Forbes Marshall**  
B-85, Phase II, Chakan Industrial Area  
Sawardari, Chakan  
Tal. Khed, Dist. Pune 410501. INDIA.  
Tel : +91 02135 393400

Email : [seg@forbesmarshall.com](mailto:seg@forbesmarshall.com)

**Forbes Marshall Steam Systems Pvt. Ltd.**  
**(Formerly Spirax Marshall Pvt. Ltd.)**  
Regd Office: Opp 106th Milestone  
Bombay Poona Road, Kasarwadi,  
Pune 411 034. INDIA.  
Tel.: 91(0)20-27145595, 39858555  
Fax: 91(0)20-27147413  
CIN No : U27109PN1959PTC011334  
[www.forbesmarshall.com](http://www.forbesmarshall.com)

